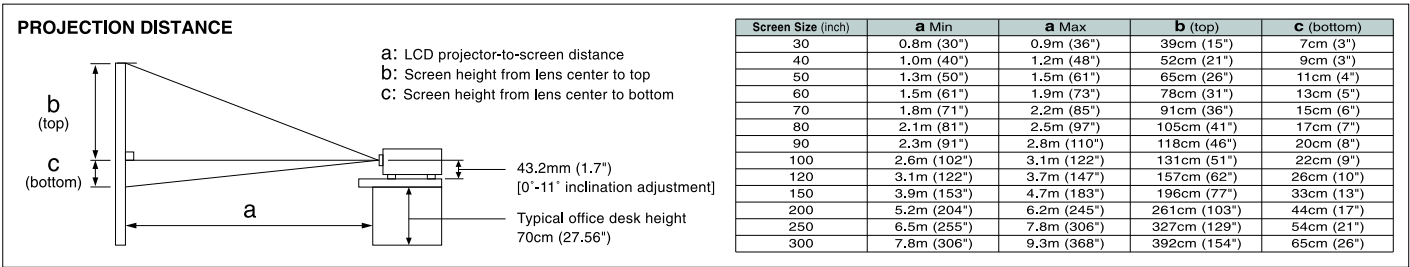
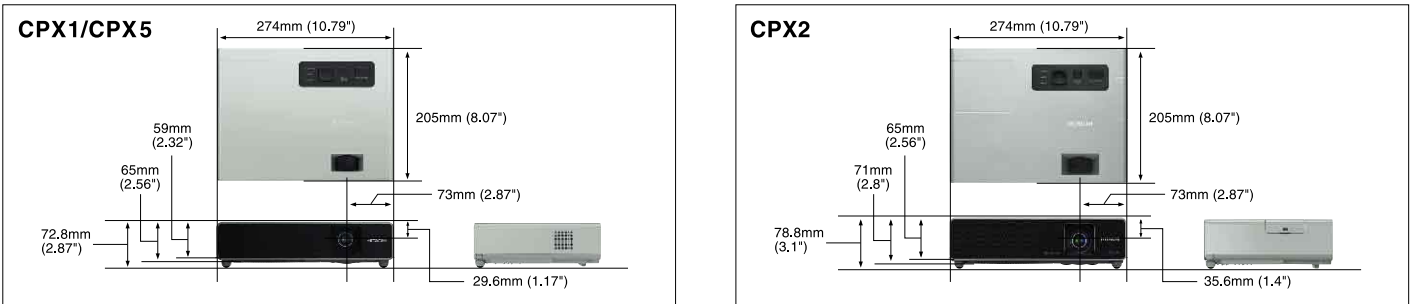


SPECIFICATIONS

	CPX1	CPX2	CPX5
Liquid crystal panel	0.63" polysilicon active-matrix TFT x 3	0.63" polysilicon active-matrix TFT x 3	0.63" polysilicon active-matrix TFT x 3
Number of pixels	786,432 pixels (V768 x H1,024)	786,432 pixels (V768 x H1,024)	786,432 pixels (V768 x H1,024)
Resolution	1,024 x 768 color pixels	1,024 x 768 color pixels	1,024 x 768 color pixels
Lens	Manual zoom (F=1,8-1,9) 1:1,2	Manual zoom (F=1,8-1,9) 1:1,2	Manual zoom (F=1,8-1,9) 1:1,2
Lamp	160W UHB	160W UHB	190W UHB
Brightness	2,000 ANSI Lumens	2,000 ANSI Lumens	2,500 ANSI Lumens
Contrast ratio	500:1	500:1	500:1
Speakers	1W x 1	1W x 1	1W x 1
Keystone correction	Auto Vertical Keystone	Auto Vertical Keystone	Auto Vertical Keystone
Fan noise	Whisper mode: 29dB	Whisper mode: 29dB	Whisper mode: 33dB
Power supply	AC100-120V/AC220-240V	AC100-120V/AC220-240V	AC100-120V/AC220-240V
Operating temp.	5-35°C (41-95°F)	5-35°C (41-95°F)	5-35°C (41-95°F)
Input signals	Computer input	VGA, SVGA, XGA, WXGA, SXGA, SXGA+, UXGA, MAC16"	VGA, SVGA, XGA, WXGA, SXGA, SXGA+, UXGA, MAC16"
	Video input	NTSC, NTSC4.43, PAL, SECAM, M-PAL, N-PAL HDTV: 750p (720p), 1125i (1080i) SDTV: 525i (480i), 525p (480p), 625i (576i)	NTSC, NTSC4.43, PAL, SECAM, M-PAL, N-PAL HDTV: 750p (720p), 1125i (1080i) SDTV: 525i (480i), 525p (480p), 625i (576i)
Input/output terminals	Video input	S-Video: Jack x 1, Composite video: RCA jack x 1 Component video: via D-sub	S-Video: Jack x 1, Composite video: RCA jack x 1 Component video: via D-sub
	Audio input	Stereo Mini jack x 1	Stereo Mini jack x 1
	Computer input	Analog RGB: 15-pin Mini-Dsub x 2	Analog RGB: 15-pin Mini-Dsub x 2
	Audio output	Stereo Mini jack x 1	Stereo Mini jack x 1
	Control and mouse	USB type B x 1 for mouse control	USB type B x 1 for mouse control
	Storage media port	USB type A (USB 1,1) x 1 (5V/0.5A supplied)	USB type A (USB 1.1) x 1 (5V/0.5A supplied)
	Network	-	-
Wireless standard	-	IEEE802.11b/g	-
Agency certifications	UL/cUL, FCC Part15 classB, AS/NZS CISPR22 classB, CE	UL/cUL, FCC Part15 classB, AS/NZS CISPR22 classB, CE	UL/cUL, FCC Part15 classB, AS/NZS CISPR22 classB, CE
Dimensions(WxHxD)	274 x 59 x 205mm (10.79" x 2.32" x 8.07") [excl. protruding part]	274 x 65 x 205mm (10.79" x 2.56" x 8.07") [excl. protruding part]	274 x 59 x 205mm (10.79" x 2.32" x 8.07") [excl. protruding part]
Weight	1.7kg (3.8 lbs.)	1.8kg (4 lbs.)	1.7kg (3.8 lbs.)
Accessories	RGB cable, Remote control, Batteries, Lens cap, Strap, Soft case, Filter cover(for ceiling mounting), Power cord, 14-language User's Manuals, Sacurity label	RGB cable, Remote control, Batteries, Lens cap, Strap, Soft case, Filter cover(for ceiling mounting), Power cord, 14-language User's Manuals, Sacurity label, SD wireless network card, SD slot cover lock, Application software for wireless network	RGB cable, Remote control, Batteries, Lens cap, Strap, Soft case, Filter cover(for ceiling mounting), Power cord, 14-language User's Manuals, Sacurity label



DIMENSIONS



• Design and specifications are subject to change without notice.

- The comparison photos in this catalog are simulations.
- LCD panels, polarizers and other optical components and cooling fans may need replacement after prolonged usage. For more details, please consult a Hitachi sales representative.
- Do not use in places where there is a lot of water, dampness, steam, dust, soot or tobacco smoke. This may result in fire or malfunction.
- Optical components (lamp, LCD panel, polarizing plate, PBS [polarizer beam splitter], contrast-up film) have limited service lives. They must be repaired or replaced if they are used for a long period of time.
- These projectors use a mercury lamp with high internal pressure. Because of its properties, this lamp may burst with a loud noise or burn out if struck or after it has been used for a period of time. The time until it bursts or burns out varies greatly according to differences between lamps and usage conditions. Turning the lamp's power on and off frequently shortens its service life. If the lamp should break, we recommend ventilating the room well, and make sure not to breathe the gas that comes out of the projector vents, or get it in your eyes or mouth.
- Optical components other than the lamp: If the projector is used for six hours or more per day, they may need to be replaced in less than a year.
- LCD panel: If the projector is used continuously for six hours or more, its replacement cycle may be shortened.

Hitachi, Ltd. Digital Media Division (Yokohama Plant) has received ISO 14001 certification.

HITACHI

Hitachi America, Ltd. Ubiquitous Platform System Division
900 Hitachi Way, Chula Vista, CA91914-3556, U.S.A. Tel: +1-800-HITACHI Fax: +1-619-591-5418 www.hitachi.us/digitalmedia

Hitachi Canada Ltd.
2495 Meadowpine Blvd. Mississauga, Ontario L5N6C3, Canada Tel: +1-905-821-4545 Fax: +1-905-821-1011 www.hitachi.ca

Hitachi Home Electronics Asia (S) Pte. Ltd.
438A Alexandra Road #01-01/02/03, Alexandra Technopark, Singapore 119967 Tel: +65-6536-2520 Fax: +65-6536-2521 www.hitachimultimedia.com.sg

Hitachi Sales (Malaysia) Sdn. Bernad (11543-V)
Lot 12, Jalan Kemajuan, Bangi Industrial Estate, 43650 Bandar Baru Bangi, Selangor Darul Ehsan, Malaysia. Tel: +60-3-8926-4168 Fax: +60-3-8926-3013 www.hitachiconsumer.com.my

Hitachi Sales (Thailand), Ltd.
994 Soi Thonglor, Sukhumvit 55 Road, Klongtonnua, Vadhana Bangkok 10110, Thailand Tel: +66-2381-8381-98 Fax: +66-2381-0210/2381-0021

Hitachi (Hong Kong), Ltd.
18th Floor, Ever Gain Centre, 28 On Muk Street, Shatin, N.T., Hong Kong Tel: +852-2113-8883 Fax: +852-2780-4178 www.hitachi-hk.com.hk

Hitachi Sales Corp. of Taiwan
2nd Floor, No.65, Nanking East Road, Section 3, Taipei, Taiwan Tel: +886-2-2516-0500 Fax: +886-2-2516-1501

Hitachi Australia Ltd.
Level 3, 82 Waterloo Road, North Ryde, NSW 2113, Australia Tel: +61-2-9888-4100 Fax: +61-2-9888-4188 www.hitachi.com.au

Hitachi Europe Ltd.
Whitebrook Park, Lower Cookham Road, Maidenhead, Berkshire, SL6 8YA, UK Tel: +44-1628-643000 Fax: +44-1628-643404 www.hitachidigitalmedia.com



Smooth and Smart
Give Smart Presentations Smoothly.



A Wide Range of Features that Help You Make Smooth and Smart Presentations.

Portable LCD Projector
CPX1



Portable LCD Projector
CPX2



Portable LCD Projector
CPX5



Portable and Bright!

- Lightweight, compact and easy to carry!
- High brightness means there's no need to turn off the room lights!



No Need for a Computer!

- Smooth presentations with just the projector!
- Simple to put away so you leave a smart impression!



Large Images!

- Give smart and powerful presentations on large screens!
- Smooth use even in small rooms and limited spaces!



Wireless Presentations!

- Cable connection unnecessary, start presentations smoothly!
- Display images from four computers wirelessly!

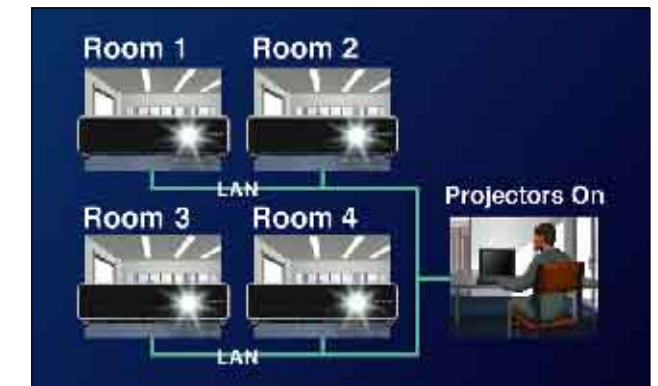
• Applicable model CPX2



Very Quiet!

- Quiet design—only 29dB* (whisper mode), so your audience can concentrate!
- Low noise keeps presentations flowing with smart effectiveness!

*CPX5: 33dB



Network Functions!*

- More than 500 projectors on a LAN can be controlled from a single computer!
- In the event of trouble being recognized, the projector sends an e-mail to up to ten preset addresses!

• Applicable model CPX2 *Supports both wired and wireless operation.



Portable LCD Projectors

CPX1
CPX5

■ Light weight and compact size, plus high brightness.



With light weight of 1.7kg (3.8 lbs.), compact size of 274 x 205mm (10.79" x 8.07"), and only 59mm (2.32") thin, the projectors are easy to carry. And because they provide 2,500 ANSI Lumens*, presentations or lectures can be given even in bright rooms so the audience can take notes. * CPX1: 2,000 ANSI Lumens



■ Huge images, even in limited spaces.



Projecting huge 60" images at a distance of 1.5m (4.9 ft) makes these models ideal for meeting rooms or classrooms with limited space. Text, charts and videos are all easier to see. And they are perfect for cart-top use because they can be placed near the screen.



■ PC-less presentations.



The projectors let you use USB storage devices for giving presentations without a computer. There's no need to connect cables so you can start your presentations smoothly without keeping the audience waiting.



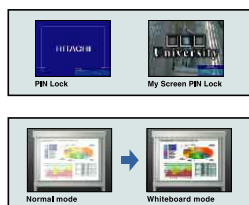
■ Low noise does not disturb audience concentration.



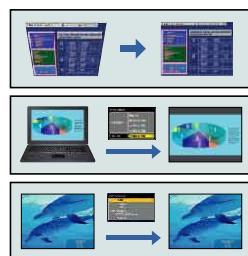
The projectors have a quiet design, with noise output of only 29dB* (whisper mode). You can use it in small meeting rooms or classrooms without being bothered by fan noise. Your audience will be able to hear you clearly and concentrate fully on the subject matter. * CPX5: 33dB



- Diverse security functions
- Blackboard and whiteboard modes
- Quick start
- Direct power on/off



- Auto vertical keystone correction
- Resolution preset and custom modes
- Input source naming



Portable LCD Projector

CPX2

■ PC-less presentations.



By using USB storage devices, SD cards or HDD media players, there's no need to connect cables so you can start your presentations smoothly.

■ Light weight and compact size, plus high brightness.

1.8kg (4 lbs.) light weight and compact size. 2,000 ANSI Lumens.

■ Huge images, even in limited spaces.

Projecting huge 60" images at a distance of 1.5m (4.9 ft).

■ Low noise does not disturb audience concentration.

The projector has a quiet design, with noise output of only 29dB (whisper mode).



Wireless Presentations and Network Functions

■ Wireless presentations



With no cable to connect, you can begin your presentations smoothly. Turn the projector on and off and adjust the volume from the computer, for a smart presentation style.

■ Multi Screen for conferences

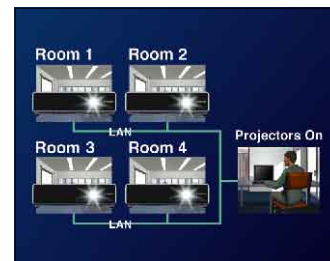


Four computer screens can be displayed simultaneously and wirelessly, for smart, high quality presentations. In addition, switching among the computers and selecting the displays can be done smoothly from the computer screen.

■ Data storage


By connecting an external hard disk to the projector, image data can be transmitted and deleted via a network. In addition, image data on the hard disk can be transmitted to a computer.

■ Projector monitoring and control



Using the CPX2 in a LAN allows centralized monitoring and control. A single computer can monitor and control the power and other functions of a single projector or as many as 500 LAN-linked projectors. Multi-projector monitoring and control is smoother than ever.

■ E-mail Alert



Using Simple Network Management Protocol (SNMP), the projector can monitor and diagnose its condition and those of other network applications. E-mail Alert handles problems smoothly by sending a warning message to ten designated e-mail addresses.

■ Still image transfer (e-SHOT)



Up to four still pictures can be transferred from a computer and shown on the screen at pre-determined times with the scheduling function.

■ Scheduling function*



The timing of switching the projector's power on and off can be automatically set from a computer. If it is set in advance to coincide with the start of a lesson, operation will be efficiently incorporated into the lesson.

* An external hard disk is necessary.

■ Automatic time adjustment

When the projector is connected to a network it accesses the server and automatically matches its clock to the server time.

■ Control and monitoring via web browser

You can control and monitor the projector from a web browser without having to download and install application software. Further, by inputting the projector's IP address into the web browser, you can operate from the web via the remote control. Even without software, you get smooth operation.

- Diverse security functions • Blackboard and whiteboard modes • Quick start • Direct power on/off • Auto vertical keystone correction
- Resolution preset and custom modes • Input source naming

Choice of these models with a wide range of functions so you can find the best match for your applications and usage environments.



CPX1/CPX2/CPX5 User-Friendly Features

Security Functions

Security functions include PIN lock, My Screen PIN Lock, status observation and Kensington lock. The anti-theft measures are particularly welcome when the projector is suspended from the ceiling.



Project on a blackboard or whiteboard.

In rooms with no screen, the projector can project on a blackboard or whiteboard. The blackboard mode is compatible with both black and green blackboards. In whiteboard mode, the white signal is only half as bright, ensuring optimum visibility.



Begin projection right away with Quick Start.

The projectors feature a quick start from turning on the power to projection. You can start your presentation without keeping your audience waiting.

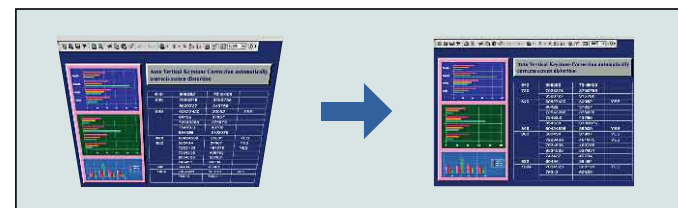
Easy to put away, since no cooldown is required.

The Direct Power On/Off function* eliminates the need for cooldown after using the projector. After turning the power off, you can put the projector away immediately.

* Direct Power On function must be selected from the menu.

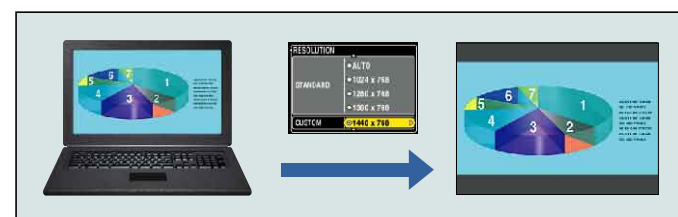
Auto Vertical Keystone Correction eliminates screen distortion.

Keystone distortion occurs when the projector is inclined. This is automatically detected by a gravity sensor inside the projector and corrected for.



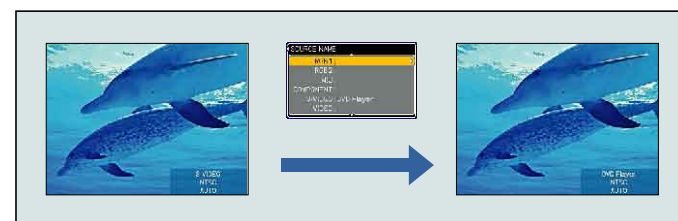
Resolution Preset and Custom modes.

When projecting from a widescreen computer, many projectors are unable to correctly display the aspect ratio. Resolution Preset and Custom modes achieve the correct display, providing vivid, easy to watch wide images.



Input Source Naming

The input source name can be changed to the name of a device you often use (notebook computer, DVD, etc.) or changed to a name that is easier to recognize.



Other Features

• Motion Adaptive Progressive Scan • 3:2 Pull Down • Noise Reduction • Hitachi Equalizing Gamma Function • My Button • My Screen • Security Label Included • Serial # Label on Side • Lamp Door on Top

Portable LCD Projector CPX1

0.63" polysilicon active-matrix TFT x 3

XGA 1,024 x 768 color pixels

2,000 ANSI Lumens


1.7kg (3.8 lbs.)

- PC-less presentations (USB storage devices)
- Short throw of 1.5m (4.9 ft.) onto a large 60" screen
- Low noise 29dB (whisper mode)
- Diverse security functions

- Blackboard and whiteboard modes
- Quick start
- Direct power on/off
- Auto vertical keystone correction
- Resolution preset and custom modes
- Input source naming



TERMINALS



Portable LCD Projector CPX2

0.63" polysilicon active-matrix TFT x 3

XGA 1,024 x 768 color pixels

2,000 ANSI Lumens

1.8kg (4 lbs.)

SD Card Slot

Wireless


Network

- PC-less presentations (USB storage devices, SD cards, HDD media players)
- Short throw of 1.5m (4.9 ft.) onto a large 60" screen
- Low noise 29dB (whisper mode)
- Wireless presentations
- Network functions
- Diverse security functions


- Blackboard and whiteboard modes
- Quick start
- Direct power on/off
- Auto vertical keystone correction
- Resolution preset and custom modes
- Input source naming



SD CARD SLOT



TERMINALS



Portable LCD Projector CPX5

0.63" polysilicon active-matrix TFT x 3

XGA 1,024 x 768 color pixels

2,500 ANSI Lumens

1.7kg (3.8 lbs.)

- PC-less presentations (USB storage devices)
- Short throw of 1.5m (4.9 ft.) onto a large 60" screen
- Low noise 33dB (whisper mode)
- Diverse security functions

- Blackboard and whiteboard modes
- Quick start
- Direct power on/off
- Auto vertical keystone correction
- Resolution preset and custom modes
- Input source naming



TERMINALS

