

Convenient and easy to use installation projector with advanced technology and 6,500 ANSI lumens brightness in a low profile design.



Key Features

- WXGA 1280 x 800 resolution
- 6,500 ANSI lumens white/color output
- 10,000:1 contrast ratio
- 2,000 hours lamp life (Standard mode) and 4,000 hours lamp life (Eco mode)*
- 20,000 hours hybrid filter**
- Edge Blending & Warping
- Seamless design
- Color Management
- HDCR / Accentualizer / Image Optimizer
- Portrait mode
- Four digital inputs: HDBaseT, HDMI x 2, display port
- Wide range of lens options

1 800 HITACHI
dps@hitachi.com.au
www.hitachi.com.au/dps

Hitachi's installation-friendly CP-WX8650W LCD projector is designed to provide maximum presentation impact in mid to large venue applications. It offers a versatile array of innovative, performance-enhancing features along with advanced video display technology providing bold, brilliant colors with incredible image clarity and uniformity. The CP-WX8650W incorporates original Hitachi technology Accentualizer, HDCR, Image Optimizer and Color Management to deliver outstanding picture quality and visibility. Plus, with motorized zoom, focus and superior lens shift, a variety of lens options, 360° display rotation and status monitor, the CP-WX8650W is at the top of its class when it comes to installation flexibility. All this, and with a lower cost of ownership. For added peace of mind, Hitachi's CP-WX8650W is also backed by a generous warranty and our world-class service and support programs.

CP-WX8650W



UNIQUE FEATURES

Accentualizer

Hitachi original technology makes pictures look more real by enhancing sharpness, gloss and shade to make pictures as clear as pictures on a flat-panel device. You can also adjust the effects by three levels according to your surroundings so that the colors of projected images are the actual colors of the objects they represent.



Color Management



Allows you to change the HUE, SATURATION, LUMINANCE of each 6 colors (red, green, blue, cyan, magenta and yellow) without influencing each other. With this new technology, for example, you can change only bluish colors, such as the sky, while maintaining the other colors by adjusting the HUE of blue.

HDCR (High Dynamic Contrast Range)

When average projectors are used in bright rooms, the darker colors of an image deteriorate and images become unclear. Using this function, blurred images caused by room lighting or outside light sources are corrected, and an effect similar to increasing contrast occurs. This results in clear images even in bright rooms.





Image Optimizer

The Image Optimizer automatically adjusts HDCR and Accentualizer to improve visibility as lamp brightness dims over time.



Motorized Zoom, Focus and Lens



Shift Control

Allows for greater range of installation possibilities. With the motorized function you can make fine adjustments through the remote control or RS232/IP device.

Perfect Fit



Enables the user to adjust individual corners independent of one another. This feature helps correct geometric and complicated distortions. Perfect Fit allows the projected image to fit correctly to the screen quickly and easily.

Picture By Picture



Enables the content from two input sources to be displayed simultaneously, side by side on one screen. You can use two sources including 2 HDMI, with both images sharing equal screen size. The feature is ideal for teleconferencing applications.

Picture In Picture



Enables you to display one image inside another image using two sources including 2 HDMI.

360° Rotation



Display rotation of 360° for creative applications and greater installation flexibility.
The side planes of the projector should be kept vertical.

Status Monitor



With Hitachi's status monitor, you'll have access in real time to projector diagnostics. Status updates include configuration information, maintenance history, as well as error and alarm messaging.

STANDARD FEATURES

MyButton



Four customizable buttons on the remote control allow users to create a shortcut for projector functions such as Information, Auto Keystone, Picture Mode etc.

Network Control, Maintenance and Security



Embedded networking gives you the ability to manage and control multiple projectors over your LAN. Features include scheduling of events, centralized reporting, image transfer and e-mail alerts for reactive and routine maintenance.

Picture Shift



Enables the user to fit or align contents to the screen by shifting the content area vertically.

PIN Lock / MyScreen / MyText



PIN lock protection can limit projector users. MyScreen PIN lock keeps captured images on the startup screen. Users can set any name logo to MyScreen, clearly identifying ownership. MyText provides the ability to write text on the startup screen such as model name, serial number or location.

PJMessenger



PJMessenger function allows you to send and display text messages and audio alerts on your networked projectors. It is an easy and efficient way to send announcements out to multiple units.

Present Content via LAN



Hitachi's suite of networking software allows you to easily send content directly from your PC to the projector via your LAN connection.

Serial Number and Media Access Control Label



A label is affixed to side of projector to more easily access and read the model name, serial number and MAC address while mounted in ceiling use. This is a convenience for installers, end users and auditors for instant accessibility.

Transition Detector and Security Bar



A security sensor located inside the projector recognizes when the projector has been moved. Moving the projector without using the correct PIN code will disable the projector.

Wireless Presentation Compatible



Connect the projector to a computer or your network using the optional USB wireless adapter (part number USBWL11N). The adapter supports IEEE802.11b/g and 11n.

HI0458-12/15

All specifications subject to change without notice.
©2015 Hitachi America, Ltd. All Rights Reserved.

Hitachi Australia Pty. Ltd.

Toll Free: 1 800 HITACHI • Email: dps@hitachi.com.au

Web: www.hitachi.com.au/dps



* Actual lamp life will vary by individual lamp based on environmental conditions, selected operating mode, user settings and usage. Hours of average lamp life specified are not guaranteed and do not constitute part of the product or lamp warranty. Lamp brightness decreases over time.
** Actual filter life will vary by individual filter based on environmental conditions, selected operating mode, user settings and usage. Hours of average filter life specified are not guaranteed and do not constitute part of the product warranty.

CP-WX8650W LCD Projector


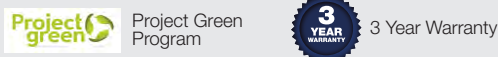
HITACHI
Inspire the Next

Quality, reliability and installation convenience.

From mid-size to very large auditoriums and conference halls, Hitachi's CP-WX8650W LCD projector is the perfect solution. With 6,500 ANSI lumens brightness and WXGA 1280 x 800 resolution, the CP-WX8650W will deliver dynamic images guaranteed to dazzle any audience. Incorporating Hitachi's leading-edge technology, the CP-WX8650W features high contrast ratio, long lamp life, picture by picture so you can project two images on one screen at the same time, a variety of lens options



to accommodate your specific application, and is wireless presentation ready. Plus, embedded networking gives you the ability to manage and control multiple projectors over your LAN (scheduling of events, centralized reporting, image transfer, and e-mail alerts). The CP-WX8650W comes equipped with a status monitor so you'll have access in real time to projector diagnostics. Even with the array of advanced features, Hitachi's CP-WX8650W is designed for user-friendly operation and installation convenience.



HI0458-12/15
All specifications subject to change without notice.
©2015 Hitachi America, Ltd. All Rights Reserved.

Hitachi Australia Pty. Ltd.

Toll Free: 1 800 HITACHI • Email: dps@hitachi.com.au
Web: www.hitachi.com.au/dps



Front View



Ceiling Mounted



Top View




Side Profile



Seamless Design

Input/Outputs



- | | | |
|-------------------|------------------------------|--|
| 1. Status Monitor | 7. USB Type A (For Wireless) | 14. Audio In 2 (L/R) |
| 2. HDBaseT | 8. Audio In 1 | 15. Composite Video |
| 3. Display Port | 9. Audio Out | 16. Control (RS-232C) |
| 4. HDMI 1 | 10. Security Bar | 17. Remote Control Out |
| 5. HDMI 2 | 11. Computer In | 18. Remote Control In |
| 6. LAN | 12. Monitor Out | 19. AC Inlet |
| | 13. Kensington Lock | 20. Motorized zoom, focus and lens shift control |

CP-WX8650W



Accessories and Lenses

Supplied Accessories	Remote control, power cord, computer cable, AA batteries x 2, adapter cover, terminal cover, manual CD, user's manual, application CD, security label, HDMI bracket x 2, binder x 2
Optional Accessories	Wireless adapter (USBWL11N),
Optional Lenses	5 optional lenses are available, FL701, SL712, ML713, LL704, UL705
Replacement Parts	
Lamp	DT01871
Remote Control	HL02805
Filter	UX40821

Projection Throw Chart

Screen Size 16:10		Throw Distance	
Diagonal	Width	Min	Max
0.76m (30")	0.64m (25")	1.17m (46")	1.96m (77")
2.03m (80")	1.73m (68")	3.05m (120")	5.13m (202")
2.54m (100")	2.16m (85")	3.71m (149")	6.40m (252")
3.81m (150")	3.23m (127")	5.56m (223")	9.60m (378")
5.08m (200")	4.32m (170")	7.39m (297")	12.80m (504")
6.35m (250")	5.38m (212")	9.22m (370")	15.98m (629")
7.62m (300")	6.45m (254")	11.05m (444")	19.18m (755")
15.24m (600")	12.93m (509")	22.07m (887")	38.30m (1508")

Throw Ratio: 1.7 - 3.0 : 1 (distance : width)
Screen size and throw distance are measured in meters and inches with standard lens ML713.

Projection Lens Chart

Lens	Inches	Meters
ML713	146 - 249	3.7 - 6.3
FL701	67	1.7
SL712	100 - 151	2.5 - 3.8
LL704	240 - 411	6.1 - 10.4
UL705	410 - 700	10.4 - 17.8

Projection distances measured in inches and meters with standard lens and optional lenses when projecting onto a 100" diagonal screen.

Specifications

Display	Projection Technology	3LCD, 3 chip technology
	Resolution	WXGA - 1280 x 800
	White Light Output	6,500 ANSI lumens
	Color Light Output	6,500 ANSI lumens
	Colors	16.7 million colors
	Aspect Ratio	Native 16:10 and 4:3 / 16:9 compatible
	Contrast Ratio	10,000 : 1 (using active IRIS)
Lens & Operation	Throw Ratio (distance : width)	Specifications will vary depending on which lens is used with the projector
	FOCUS Distance	43.3" - 1480.3"
	Display Size	30" - 600"
	Lens	Specifications will vary depending on which lens is used with the projector
	Lamp Wattage	370W
	Expected Lamp Life*	Approximately 2,000 hours (standard mode) 4,000 hours (Eco mode)
	Expected Filter Life**	Approximately 20,000 hours
Compatibility	Speaker Output	16W (8W x 2 stereo)
	Keystone	H and V: +/- 5°
	Computer	VGA, SVGA, XGA, WXGA, WXGA+, SXGA, SXGA+, WSXGA+, UXGA, WUXGA, MAC16"
	H-Sync	15 kHz - 106 kHz
	V-Sync	50 Hz - 120 Hz
	Composite Video	NTSC, NTSC4.43, PAL, PAL-M, -N, SECAM
	Component Video	480i, 480p, 576i, 720p, 1080i, 1080p
Connectors	HDMI	480i, 480p, 576i, 720p, 1080i, 1080p, Computer signal TMDS clock 27 MHz - 150 MHz
	Digital Input	HDMI x 2, HDBaseT x 1, Display Port x 1
	Computer Input	15-pin mini D-sub x 1
	Computer Monitor Output	15-pin mini D-sub x 1
	Video Input	
	S-Video	N/A
	Composite Video	RCA jack x 1
	Component Video	15-pin mini D-sub shrink x 1 (shared with computer input)
	Audio Input	3.5 mm stereo mini jack x 1, 2 RCA x 1
	Audio Output	3.5 mm stereo mini jack x 1
	Network LAN Wired	RJ-45 jack x 1
	Network LAN Wireless	USB-A, IEEE802.11 b/g/n - optional wireless adapter required
	HDBaseT	RJ-45 jack x 1
USB	Type A x 1 (wireless network)	
Wired Remote Control	3.5 mm stereo mini jack (IN/OUT)	
Control Terminals	9-pin D-sub x 1 (RS-232 control)	
Ratings & Warranty	Power Supply	AC90-132V / AC198-264V, 50/60Hz
	Power Consumption	580W / 560W
	Operating Temperature	Normal mode: 0-40°C, Eco mode: 0-45°C
	Dimensions (W x D x H)	498 x 156 x 426mm (without lens)
	Weight	Approximately 11.1 kg
	Approvals	RCM class A (AU/ NZ), UL New Zealand (AU/ NZ)
	Warranty	3 year limited parts and labor

* Actual lamp life will vary by individual lamp based on environmental conditions, selected operating mode, user settings and usage. Hours of average lamp life specified are not guaranteed and do not constitute part of the product or lamp warranty. Lamp brightness decreases over time.

** Actual filter life will vary by individual filter based on environmental conditions, selected operating mode, user settings and usage. Hours of average filter life specified are not guaranteed and do not constitute part of the product warranty.

CP-WX8650W

HI0458-12/15

All specifications subject to change without notice.
3LCD and the 3LCD logo are registered trademarks of the Seiko Epson Corporation. Crestron® and Crestron RoomView® are registered trademarks of Crestron Electronics, Inc. in the United States and other countries. HDMI, the HDMI Logo, and High-Definition Multimedia Interface are trademarks or registered trademarks of HDMI Licensing LLC in the United States and other countries. HDBaseT™ and the HDBaseT Alliance logo are trademarks of the HDBaseT Alliance. ©2015 Hitachi America, Ltd. All Rights Reserved.

Hitachi Australia Pty. Ltd.

Toll Free: 1 800 HITACHI • Email: dps@hitachi.com.au

Web: www.hitachi.com.au/dps

