

# R-W610PT5 Series

563lt TOP FREEZER | 4 Door French Door INVERTER Refrigerator


## LARGE FRENCH DOOR SERIES

### Features

- 563lt Capacity
- Top Mount Freezer
- 4 Door French Door
- INVERTER refrigerator
- Only 428kWh per year power consumption
- Warranty: 5 Year Parts & Labour Warranty (Additional 5 Years Parts Warranty on the Inverter Compressor)
- LED Lighting
- Tempered Glass Shelves
- Touch Screen Controls
- Dual Fan System to cool fridge & freezer independently
- Big, Moisture Guard Vegetable Compartment
- Eco-Thermo Sensor (to monitor usage)
- Nano Titanium Technology
- Mould proof Door Gasket
- Selectable Mode Vegetable Compartment
- No Frost | CFC & HFC-Free
- Movable Twist Ice Tray



### INVERTER x Dual Fan Cooling



### Compact High Power Inverter Compressor

The high-precision, high-durability inverter compressor finely adjusts cooling power over a wide range from high to low. Unlike a conventional compressor that cools only by switching a fixed power on or off, the inverter compressor is capable of providing exceptionally powerful cooling by generating a large volume of chilled air, while also providing efficient low power cooling. Depending on conditions inside and outside the refrigerator detected by the Eco Thermo Sensor and with microcomputer control, it provides optimum cooling power at all times.

### Dual Fan Cooling – Dedicated Fans

Two dedicated fans, one for the refrigerator compartment, the other for the freezer, independently cool the compartments. So according to conditions, chilled air can be delivered only to the refrigerator compartment, only to the freezer, or to both, which is impossible with conventional refrigerators that have only one fan. What's more, the fans adjust airflow to provide even more powerful and efficient cooling when required.



### Eco Thermo Sensor Control

Hitachi's Eco Thermo Sensor detects temperature changes inside the refrigerator, and then the microcomputer provides optimum cooling for efficient operation at all times.



### Moldproof Door Gasket

Thanks to Hitachi's moldproofing treatment, the door gasket can be cleaned easily.



R-W610PT5GPW Glass White



R-W610PT5GBK Glass Black

## Movable Twist Ice Tray



You can move the ice tray for more convenient and efficient use of storage space.

## LED Digital Control Panel



LED digital control panel lets you instantly activate microcomputer-controlled operating modes.

## Tempered Glass Shelves



As well as offering an elegant appearance, these shelves are scratch-proof, heat-resistant and they prevent spills. What's more, each one of them can hold up to 100kg.\*5

\*5 Weight resistance of Tempered Glass.

## Refrigerator Message Board



Write messages where they are sure to be read. The glass door doubles as a message board or shopping list. With standard window glass markers your Hitachi fridge will be a communication hub.

## Nano Titanium



### Nano Titanium


Nano Titanium is a cutting edge technology that uses a TiO<sub>2</sub> catalyst to provide a powerful antibacterial, anti-mold and deodorizing effect. It's also maintenance-free and requires no extra energy.

## Big, Moisture-Guard Vegetable Compartment

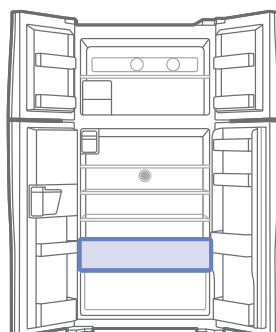


The vegetable compartment also offers ultra large storage capacity. And the Moisture-Guard on the top ensures indirect cooling to maintain the optimum moisture level, so vegetables retain their freshness.

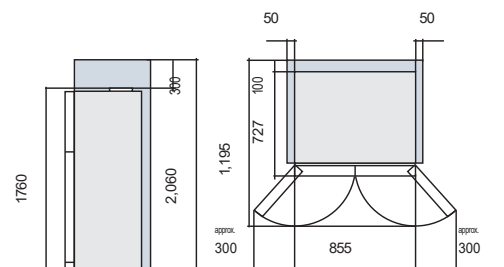
## Selectable Mode Compartment



The select levers let you separately adjust the temperature in each side of the compartment by switching between the Vegetable and Dairy/Meat modes. Layout flexibility offers even more convenience.



Dimensions 1760(h) x 855(w) x 727(d)  
mm 563L



Space required for ventilation.

